



Smart Packaging Table.

SURGICAL INSTRUMENT SCANNER

SUIS

Surgical Instrument Scanner.

SUIS (Surgical Instrument Scanner) is a workstation that employs Artificial Intelligence to automatically check packaging checklists and support training of new operators.

SUIS, is an advanced system that uses sophisticated AI-based recognition technologies to quickly and accurately identify groups of surgical instruments.

SUIS’s real strength is its ability to operate without the need for datamatrix or RFID tags on instruments. The AI system is also able to guide the operator step by step, making the assembly of sets a smooth and error-free process.

Forget about assembly errors and incomplete surgical sets: SUIS, through the use of artificial intelligence, ensures accuracy and safety at every stage.

BENEFITS



Maximum Patient Safety

- Automatic recognition of the content of surgical sets
- Assembly in accordance with sterilisation center procedures
- Reduction of human error, elevating the quality of the packaging process
- Generation of detailed reports with checklists, instrument counts, comments, and anomaly reporting



Guided Assembly Of Sets

- The table’s embedded monitor makes set reassembly effortless: instruments are highlighted in the correct order directly on the packaging surface, so operators always know what to pick next.
- Grouping system based on pegs to maintain orderly instrument placement
- Visual and audio cues to guide the operator
- Voice commands for a seamless operating experience



Saving Time And Reducing Costs

- Reduction in training time for new operators
- Instant control of packaging checklists
- Elimination of process nonconformities caused by human error



Integration

- Natively integrated with the SIXSTER traceability software
- Can be integrated with any third-party software



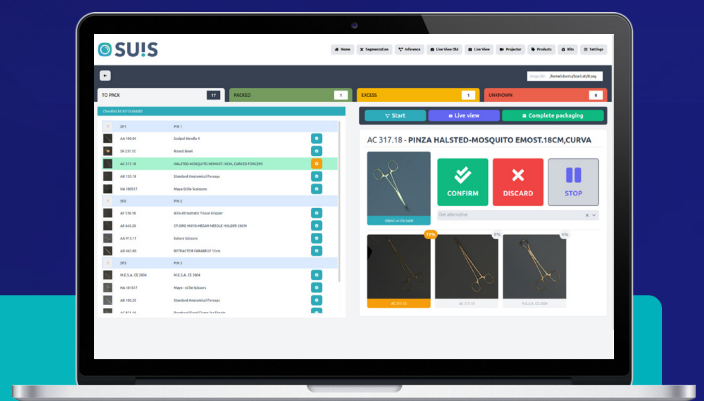
Simplicity In Complexity

- Smooth management of complex and large surgical sets
- Support for instrument and set inventory creation
- Centralised catalog of images of surgical sets and instruments

Revolutionising Surgical Set Traceability


Smart, Fast, and Mark-Free with AI Precision!

Effortlessly identify and guide the reassembly of surgical instruments with cutting-edge AI, enhancing efficiency and accuracy in every step




RECOGNITION PHASE

The operator scans the container's barcode, uploading set data and visualising key details on the embedded screen. AI algorithms identify all instruments placed on the table, updating the traceability software. The system generates reports highlighting any discrepancies (e.g., missing or incorrect instruments).



SET REASSEMBLING

A visual or audiosignal guides the operator in reassembling the set. Instruments are highlighted on the screen in sequence for placement in the container. The system highlights the next instrument(s) automatically until all surgical tools are correctly positioned and ready for sterilisation.




HARDWARE



CAMERA/S

Cameras to frame the instruments on the table and recognize them



EMBEDDED MONITOR

Embedded monitor to guide the operator during the recomposition of the set



TOUCH-SCREEN

Touch-screen to interact with traceability software



VOICE RECOGNITION

Microphone for voice instructions



PROMEDITAL s.r.l.

Via Umbria, 28 - 42122 Reggio Emilia (RE) - Italy

Tel. +39 0522 1752862 - Fax. +39 0522 629259

commerciale@promedital.it - www.promedital.it

P. IVA 03023260353